


# Elkhart County 4-H Dog Club Workbook Project

For office use only: Date Rec'd \_\_\_\_\_ Initials \_\_\_\_\_

Name \_\_\_\_\_ Grade \_\_\_\_\_

Training Group: 1A 1B    2A    2B    3A    3B    4A    5A    5B    6A    6B

Who is/are your Trainer(s)? \_\_\_\_\_



## *Tell us About Your Dog*

1. What is your dog's name? \_\_\_\_\_
2. How old is your dog? \_\_\_\_\_
3. What is your dog's breed? (List all that apply) \_\_\_\_\_
4. Where did you get your dog? (i.e., breeder, rescue group) \_\_\_\_\_
5. List four characteristics of your dog (happy, stubborn, smart, etc.) \_\_\_\_\_  
\_\_\_\_\_

# Elkhart County 4-H Dog Club Workbook Project

## *AKC and Your Dog*

1. What does AKC stand for? \_\_\_\_\_

2. How many groups are in the AKC? \_\_\_\_\_

3. List the groups:

---

---

---

4. Which AKC Group best matches your dog? \_\_\_\_\_

5. Does your dog match the group and breed characteristics listed by the AKC? \_\_\_\_\_

Explain the similarities and differences:

---

---

---

<p>Photo of your dog</p>	<p>Photo from AKC website of your dog breed</p>
--------------------------	---

# Elkhart County 4-H Dog Club Workbook Project

## *More About You and Your Dog*

1. Why did you decide to join the 4H Dog Club?

---

---

2. What are two things you hope to learn during your time with the dog club?

---

---

3. What skills do you and your dog already know?

---

---

4. What other dog sports have you and your dog tried before? What did you enjoy about it?

---

---

5. What additional dog activities would you like to try and why? If you are not sure, do some research (look at the last few chapters of the resource book). List at least one new thing.

---

---

---

6. What are two things you found you really enjoyed during your time with the dog club? Explain what you enjoyed about it.

---

---

---

# Elkhart County 4-H Dog Club Workbook Project

## *Your Dog's Physical Characteristics and Grooming Habits*

1. What kind of bite does your dog have? \_\_\_\_\_
2. What shape is your dog's eyes? \_\_\_\_\_
3. What type of ears does your dog have? \_\_\_\_\_
4. What type of tail does your dog have? \_\_\_\_\_
5. What type of coat does your dog have? \_\_\_\_\_
6. How often do you brush your dog? \_\_\_\_\_
7. How often does your dog get a bath? \_\_\_\_\_
8. How often does your dog's nails get trimmed? \_\_\_\_\_

Photo of your dog's bite.	Photo of your dog's eyes	Photo of your dog's ears
Photo of your dog's tail	Photo of your dog's tail	Photo of your dog's coat

# Elkhart County 4-H Dog Club Workbook Project

## Vaccinations and Parasites

1. Name three internal parasites and the effects they can have on your dog.

---

---

---

2. Name three external parasites and the effects they can have on your dog.

---

---

---

3. Name three required vaccinations for participating in dog club and how they help your dog.

---

---

---

4. What is the one vaccination required in the state of Indiana? How does it help your dog?

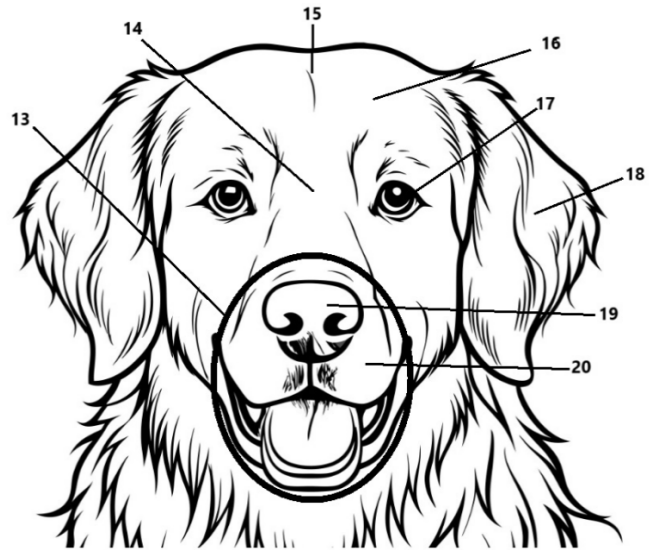
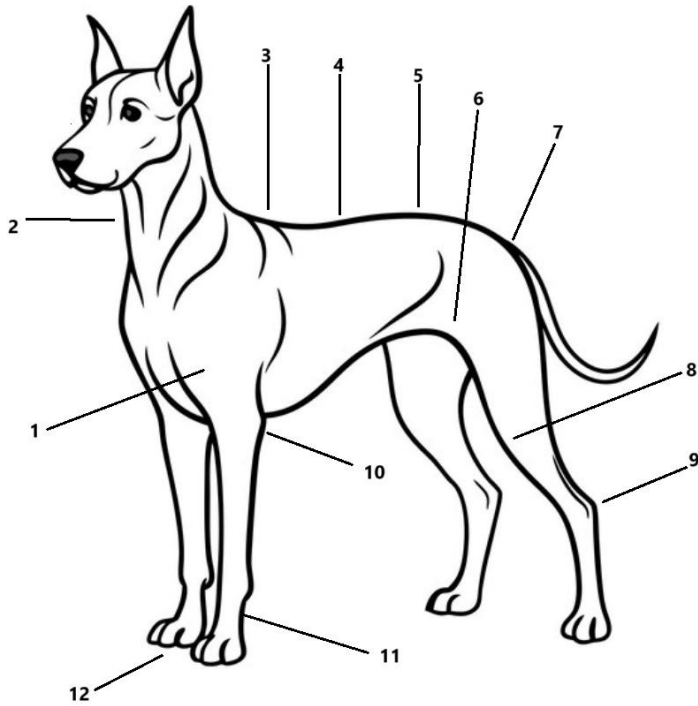
---

---

---

# Elkhart County 4-H Dog Club Workbook Project

Use your Resource Handbook to fill in the dog anatomy. 3-5<sup>th</sup> graders complete 1-10; 6-8<sup>th</sup> graders complete lines 1-15; 9-12<sup>th</sup> graders, label all 20.



1. \_\_\_\_\_
2. \_\_\_\_\_
3. \_\_\_\_\_
4. \_\_\_\_\_
5. \_\_\_\_\_
6. \_\_\_\_\_
7. \_\_\_\_\_
8. \_\_\_\_\_
9. \_\_\_\_\_
10. \_\_\_\_\_

11. \_\_\_\_\_
12. \_\_\_\_\_
13. \_\_\_\_\_
14. \_\_\_\_\_
15. \_\_\_\_\_
16. \_\_\_\_\_
17. \_\_\_\_\_
18. \_\_\_\_\_
19. \_\_\_\_\_
20. \_\_\_\_\_

# Elkhart County 4-H Dog Club Workbook Project

## Obedience

1. What does your dog do BEST in obedience? Why do you feel this way?

---

---

---

2. What does your dog struggle with the most in obedience? How are you working with your dog to improve this skill?

---

---

---

3. What is your favorite part of obedience? Explain why this is your favorite.

---

---

---

4. What do you like least about obedience? Explain why you it is your least favorite.

---

---

---

5. What surprised you most about working with your dog in obedience?

---

---

---

# Elkhart County 4-H Dog Club Workbook Project

## Showmanship

1. What does your dog do BEST in showmanship? Why do you feel this way?

---

---

---

2. What does your dog struggle with the most in showmanship? How are you working with your dog to improve this skill?

---

---

---

3. What is your favorite part of showmanship? Explain why this is your favorite part.

---

---

---

4. What do you like least about showmanship? Explain why it is your least liked thing.

---

---

---

5. What surprised you most about working with your dog in showmanship?

---

---

---

# Elkhart County 4-H Dog Club Workbook Project

## Preparing for Showmanship

1. What is stacking? \_\_\_\_\_

---

---

2. How many types of stacking are there? \_\_\_\_\_

3. What is gaiting? \_\_\_\_\_

---

---

4. Which of the following patterns is NOT a Showmanship pattern?

- a. Down and Back Pattern
- b. Square Pattern
- c. "L" Pattern
- d. "Triangle Pattern

5. Is your dog a breed that will be tabled during showmanship? \_\_\_\_\_

6. True or False: you can and should use bait during showmanship? \_\_\_\_\_

7. Explain what the individual exam is in Showmanship. \_\_\_\_\_

---

---

---

---

# Elkhart County 4-H Dog Club Workbook Project

## Dog Club Attire

Circle all correct answers.

1. What is the best shoe choice to wear in showmanship?
  - a. Dress shoes with heels
  - b. Boots
  - c. Crocs
  - d. Tie shoes
  
2. What are appropriate shirt choices for Showmanship?
  - a. T-Shirt with a picture on it
  - b. Collared shirt
  - c. Button up blouse
  - d. Tank top because it's so hot outside
  
3. What are appropriate pants/bottoms for Showmanship?
  - a. Jeans
  - b. Shorts with holes because they are in style
  - c. Slacks
  - d. Long skirt
  
4. What are appropriate shoes for obedience?
  - a. Tennis shoes that tie
  - b. Slip on shoes
  - c. Cowboy boots
  - d. Flip flops
  
5. What is appropriate dress attire for obedience?
  - a. Long shorts and a T-Shirt
  - b. Short shorts and a tank top
  - c. Jeans or long pants and a T-Shirt
  - d. Shorts/pants and my dog club shirt

**Elkhart County 4-H Dog Club  
Workbook Project**

**FIRST YEAR MEMBERS, YOUR PACKET IS COMPLETE.** Please remember to turn in your volunteer hours.

**RETURNING MEMEBERS PLEASE CONTINUE:**

1. Did you show at the fair last year?                     Yes                     No
2. If no, why not? \_\_\_\_\_  
\_\_\_\_\_

*If you answered "NO", you are done with the packet. If you showed at fair last year, please continue.*

3. What did you show?     Agility                     Obedience                     Showmanship
4. How did you do? Please list your placing/ribbon color (if you received one) for each category you showed. \_\_\_\_\_  
\_\_\_\_\_  
\_\_\_\_\_  
\_\_\_\_\_

5. What was your favorite category to show and why? \_\_\_\_\_  
\_\_\_\_\_  
\_\_\_\_\_

6. Why did you return to dog club this year? \_\_\_\_\_  
\_\_\_\_\_  
\_\_\_\_\_

7. What was your favorite part of participating in dog club last year (or previous years)? \_\_\_\_\_  
\_\_\_\_\_  
\_\_\_\_\_

# Elkhart County 4-H Dog Club Workbook Project

## Volunteer hours

Thank you for being involved in the 4H Dog Club. Being part of our club includes learning about giving back to the community. To receive complete your requirements in 4 H Dog Club, each member must complete volunteer hours. Please complete the form below.

Volunteer hours are not required to be dog related. If you are involved with other organizations that require volunteer hours or community service hours with you can also count those hours toward volunteer hours for Dog Club. *Supervisor signatures are required for all hours logged!*

### Number of hours required:

**Grades 3-5: 3 hours**

**Grades 6-8: 5 hours**

**Grades 9-12: 10 hours**

### Examples:

- Right here with your club – landscaping, mentoring younger members, building clean up, parade float, etc.
- Local rescue groups
- Local veterinarian offices
- Walk a neighbor's dog
- Help clean up a neighbor's yard
- Community service hours for school/church
- Organizing a food/toy drive
- Use your imagination and reach out to organizations to see if they would benefit from your help.

